



Positioning the company to unlock intrinsic value

Investor presentation

August 2014

www.coalofafrica.com



Disclaimer



THESE PRESENTATION MATERIALS (THE "**PRESENTATION MATERIALS**") ARE FOR INFORMATION PURPOSES ONLY AND DO NOT CONSTITUTE AN OFFER OR INVITATION TO SUBSCRIBE FOR OR PURCHASE ANY SECURITIES, AND NEITHER THE PRESENTATION MATERIALS NOR ANYTHING CONTAINED THEREIN NOR THE FACT OF THEIR DISTRIBUTION SHALL FORM THE BASIS OF OR BE RELIED ON IN CONNECTION WITH OR ACT AS ANY INDUCEMENT TO ENTER INTO ANY CONTRACT OR COMMITMENT WHATSOEVER.

The Presentation Materials are being provided for the sole purpose of providing background financial and other information to enable recipients to review the business activities of Coal of Africa Limited (the "**Company**"). The Presentation Materials are thus by their nature limited in scope and are not intended to provide all available information regarding the Company. The information contained in the Presentation Materials is subject to updating, completion, revision, amendment and verification, which may result in material changes. No reliance may be placed for any purpose whatsoever on the sufficiency, completeness, accuracy or fairness of the information contained in these Presentation Materials and no representation or warranty (express or implied) is made by the Company, any of its directors or employees or any other person, and, save in respect to fraud, no liability whatsoever is accepted by any such person, in relation thereto. The Company accepts no obligation to correct or update anything in the Presentation Materials.

This document does not constitute or form part of any offer to sell or issue, or invitation to purchase or subscribe for, or any solicitation of any offer to purchase or subscribe for, any securities of the Company or in any other entity, nor shall this document or any part of it, or the fact of its existence, form the basis of, or be relied on in connection with, any contract or investment decision, nor does it constitute a recommendation regarding the securities of the Company or any other company. The provision of the information in this document should not be treated as giving investment advice and the document should not be relied upon as a representation of any matter that a potential investor should consider when evaluating the Company. Prospective investors should make their own independent evaluation of an investment in the Company. The document does not take into account the objectives, financial situation or needs of any person, and independent personal advice should be obtained.

The information in this document includes forward-looking statements which are based on the Company's or, as appropriate, the Company's directors' current expectations and projections about future events. These forward-looking statements speak only as of the date of this document and are subject to risks, uncertainties and assumptions about the Company and its subsidiaries and investments, including, among other things, the development of its business, trends in its operating industry, and future capital expenditures. In light of these risks, uncertainties and assumptions, the events or circumstances referred to in the forward-looking statements may differ materially from those indicated in these statements, and you should not place undue reliance on these forward-looking statements as a prediction of actual results or otherwise. None of the future projections, expectations, estimates or prospects in this document should be taken as forecasts or promises nor should they be taken as implying any indication, assurance or guarantee that the assumptions on which such future projections, expectations, estimates or prospects have been prepared are correct or exhaustive or, in the case of the assumptions, fully stated in this document. None of the Company, Investec Bank plc (the "**Nomad**"), their respective affiliates, or individuals acting on their behalf undertake to publicly update or revise any such forward-looking statement, whether as a result of new information, future events or otherwise.

Unless specified otherwise, all expressions of opinion and belief contained within these Presentation Materials are opinions held by the management of the Company. Without prejudice to any of the foregoing, no representation or warranty is given by the Company or any other person as to the achievement or reasonableness of any projections, management estimates, prospects or returns or any of the underlying assumptions upon which they are based.

Nothing in the Presentation Materials should be construed as financial product advice, whether personal or general, for the purposes of section 766B of the Corporations Act 2001 (Cth). The Presentation Materials consist purely of factual information and do not involve or imply a recommendation or a statement of opinion in respect of whether to buy, sell or hold a financial product. The Presentation Materials do not take into account the objectives, financial situation or needs of any person, and independent personal advice should be obtained.

The Presentation Materials do not contain or represent an offer of Shares or an invitation to apply for Shares in the Company. If the Company wishes to offer Shares or to invite an application for the Shares, it will do so by means of a personal offer to a person who is an "exempt investor" as defined in ASIC Class Order 08/35 and is permitted under Australian law to acquire securities in an Australian registered company without a disclosure document under the Corporations Act 2001 (Cth) or an offer in a jurisdiction outside of Australia where permitted by law.

Neither the Presentation Material, nor any copy of them, may be taken or transmitted into the United States of America, Canada or Japan or into any jurisdiction where it would be unlawful to do so ("**Prohibited Territory**"). Any failure to comply with this restriction may constitute a violation of relevant local securities laws. The distribution of this document in other jurisdictions may be restricted by law, and persons into whose possession this document comes should inform themselves about, and observe, any such restrictions.

The information in this document constitutes confidential information that has not been publicly disclosed and that may contain material price sensitive information and you are therefore receiving information in respect of securities of the Company which makes you an "insider" for the purposes of applicable securities laws and regulations. Accordingly, you and your related persons are restricted from dealing in the Company's securities until the earlier of (i) the information in this document being made public by the Company or (ii) receipt of notice from the Company that the proposed transaction contemplated in this document is no longer proceeding.

Disclaimer (continued)



The Presentation Materials are being issued on a strictly private and confidential basis and solely to and directed at, in the case of recipients in the United Kingdom: (i) persons who have professional experience in matters relating to investments falling within article 19(5) of the Financial Services and Markets Act 2000 (Financial Promotion) Order 2005 (the "**Order**"); and (ii) high net worth entities falling within article 49(2)(a) to (d) of the Order. The contents of these Presentation Materials have not been approved by a person authorised under the Financial Services and Markets Act 2000 ("**FSMA**"). Any investment to which this document relates is available to (and any investment activity to which it relates will be engaged with) only those categories of persons described above. It is a condition of your receiving this document or attending this presentation that you represent, and you warrant and undertake to the Company that:

- a) you fall within one of the categories of persons described above;
- b) you have read, agree to and will comply with the terms of this disclaimer;
- c) you will conduct your own analyses or other verification of the data set out in the Presentation Materials and will bear the responsibility for all or any costs incurred in doing so;
- d) you are not resident in, or a citizen of, a Prohibited Territory; and
- e) you will not forward, reproduce or otherwise disclose the contents of this document to any person in contravention of FSMA or any other applicable law or regulation or to any person in a Prohibited Territory.

The Presentation Materials are being issued on a strictly private and confidential basis and solely to and directed at, in the case of recipients in South Africa, persons who are sophisticated investors who fall within the ambit of section 96(1)(a) of the South African Companies Act, No. 71 of 2008 (the "South African Companies Act"), which prescribes that an offer is not an offer to the public if the offer is made only to:

- i. persons whose ordinary business, or part of whose ordinary business, is to deal in securities, whether as principals or agents;
- ii. the Public Investment Corporation as defined in the Public Investment Corporation Act, 2004 (Act No. 23 of 2004);
- iii. a person or entity regulated by the Reserve Bank of South Africa;
- iv. an authorised financial services provider, as defined in the Financial Advisory and Intermediary Services Act, 2002 (Act No. 37 of 2002);
- v. a financial institution, as defined in the Financial Services Board Act, 1990 (Act No. 97 of 1990);
- vi. a wholly owned subsidiary of a person contemplated in sub-paragraph (iii), (iv) or (v), acting as agent in the capacity of an authorised portfolio manager for a pension fund registered in terms of the Pension Funds Act, 1956 (Act No. 24 of 1956) or as a manager for a collective investment scheme registered in terms of the Collective Investment Schemes Control Act, 2002 (Act No. 45 of 2002); or
- vii. any combination of persons contemplated in paragraphs (i) to (vi).

Should any offer fall within the ambit of section 96(1)(a) or 96(1)(b) of the South African Companies Act, the offer does not constitute an offer to the public. It is accordingly a condition of your receiving this document or attending this presentation that you represent, and warrant and undertake to the Company that:

1. you fall within either section 96(1)(a) or 96(1)(b) of the South African Companies Act;
2. you have read, agreed to and will comply with the terms of this disclaimer; and
3. you will not forward, reproduce or otherwise disclose the contents of this document to any person in contravention of the provisions of the South African Companies Act or any other applicable law or regulation or to any persons in a Prohibited Territory.

By retaining the Presentation Materials, you acknowledge and represent to the Company that you have read, understood and accept the terms of this notice. If you do not accept these terms, you should immediately destroy or delete the Presentation Materials.

The Presentation Materials are confidential and should not be copied, distributed or passed on, directly or indirectly, to any other class of persons. They and any further confidential information made available to you are being supplied to you solely for your information and may not be reproduced, forwarded to any other person or published, in whole or in part, for any other purpose.

The Presentation Materials are being issued on a strictly private and confidential basis and solely to and directed at, in the case of recipients in Australia, persons who are "exempt investors" as defined in ASIC Class Order 08/35 and are permitted under Australian law to acquire securities in an Australian registered company without a disclosure document under the Corporations Act 2001 (Cth). It is a condition of your receiving this document or attending this presentation that you represent, and you warrant and undertake to the Company that:

- a) you are an "exempt investor" as defined in ASIC Class Order 08/35 and are permitted under Australian law to acquire securities in an Australian registered company without a disclosure document under the Corporations Act 2001 (Cth);
- b) you have read, agree to and will comply with the terms of this disclaimer;
- c) you will conduct your own analyses or other verification of the data set out in the Presentation Materials and will bear the responsibility for all or any costs incurred in doing so;
- d) you are not resident in, or a citizen of, a Prohibited Territory; and
- e) you will not forward, reproduce or otherwise disclose the contents of this document to any person in contravention of any applicable law or regulation or to any person in a Prohibited Territory.

Executive summary



Offering	<ul style="list-style-type: none"> ▪ Private placement of ordinary shares with qualifying investors (“Private Placement”) ▪ Offering size: US\$65 million
Offering price	<ul style="list-style-type: none"> ▪ £ 0.055 per share
Indicative timing of the Private Placement	<ul style="list-style-type: none"> ▪ 30 June 2014: – Principal terms agreed with existing and prospective shareholders ▪ 26 August 2014: – Subscription agreements, placing letters and irrevocable voting agreements/proxy letters concluded – Announcement of the Private Placement and notice of the Extraordinary General Meeting (“EGM”) dispatched ▪ 25 September 2014: – Shareholder approval of the Private Placement ▪ 24 December 2014: – Planned Long Stop Date on Private Placement – with possibility to extend
Use of proceeds enabling value creation	<ul style="list-style-type: none"> ▪ Funding of the plant modification at Vele Colliery (“Vele”) ▪ Settlement of the outstanding consideration for the acquisition of the Greater Soutpansberg Project (“GSP”) : <ul style="list-style-type: none"> – Significant pipeline for the creation of a regionally optimised mining complex – Migrating business from small to large scale mines primarily focused on coking coal ▪ Working capital prior to the achievement of steady state production at Vele (FY2016) and settlement of outstanding legacy issues
Sole lead book runner, manager and broker	<ul style="list-style-type: none"> ▪ Investec Bank

Table of contents




Strategic progress and focus on future growth	6
Investment proposition	8
Coal markets	14
Project overview	20
Financial update	24
Next steps	28



Significant progress made on the turnaround strategy



Significant progress made with the implementation of the communicated turnaround strategy



Five key priorities	Strategic cornerstone investor	<ul style="list-style-type: none"> BHE invests US\$100 million 	Completed
	Reduce cash consumption	<ul style="list-style-type: none"> Reduction in overhead structure across the group Loss making Mooiplaats placed on care and maintenance Loss making Vele placed on care and maintenance Progress made in reducing material litigation and legal matters – only Envicoal arbitration in progress 	Completed Completed Completed Q4 2014
	Vele product verification	<ul style="list-style-type: none"> Product quality confirmation at Vele Arcelor Mittal South Africa (“AMSA”) and the South African electricity utility (“ESKOM”) testing successfully completed 	Completed Completed
	Sale of non-core assets	<ul style="list-style-type: none"> Woestalleen Opgoedenhooop Shares in Lemur Holfontein Mooiplaats 	Completed Completed Completed Completed Q4 2014
	Makhado	<ul style="list-style-type: none"> Regulatory approvals Secure BEE funding 	Q4 2014 Q4 2014

Focused on growth



Well defined path for future growth

Significant resource base	<ul style="list-style-type: none"> ▪ Repositioned as a multiple project large-scale development company with a significant resource base (>2 billion MTIS) and primary focus on coking coal ▪ GSP tenements provide optionality, flexibility and economies of scale across contiguous and adjacent resources
Product stream	<ul style="list-style-type: none"> ▪ Makhado: Hard coking coal product testing completed and confirmed, with export and/or domestic quality thermal coal ▪ Vele: Semi-soft coking coal product testing completed and confirmed, with export and/or domestic quality thermal coal
Strategic focus	<ul style="list-style-type: none"> ▪ Short term: Vele <ul style="list-style-type: none"> – Commission plant modification – Ramp-up to steady state production (cash generation) – Obtain the requisite amendments to existing regulatory approvals ▪ Medium term: Makhado <ul style="list-style-type: none"> – Obtain New Order Mining Right – Evaluate the financing options to meet CoAL’s equity requirements ▪ Long term: GSP <ul style="list-style-type: none"> – Evaluate development options to extract the significant resource optimally – Regulatory approval process commenced
Partners	<ul style="list-style-type: none"> ▪ Supported by significant cornerstone shareholders including BHE and M&G ▪ Marketing and sales relationships with BHE and Vitol
Infrastructure	<ul style="list-style-type: none"> ▪ Resource strategically located within close proximity to existing logistics and infrastructure
Markets	<ul style="list-style-type: none"> ▪ Flexibility to supply products suitable for the domestic and export markets

Investment proposition



Investment highlights



1 ■ Multiple large-scale coking coal development company with significant resource base (>2 billion MTIS)

2 ■ Well defined management strategy for the short, medium and long term

3 ■ Strategically located resources close to existing logistics and other infrastructure

4 ■ Unlocking intrinsic value



DEFINED PATH FOR LONG TERM GROWTH



Substantial resources and reserves



Abridged summary of JORC compliant resource & reserve statement – 31 May 2012	JORC-compliant resources (measured, indicated and inferred) ^{1,2}			JORC compliant reserves (proven & probable) ²	Strike length drilled to date (km)	Strike length to be drilled (km)
	Gross tonnes in situ (Mt)	Total tonnes in situ (Mt)	Mineable tonnes in situ (Mt)	Reserves (Mt)		
Vele (Limpopo)	795.7	672.9	362.5	325.6	-	-
Makhado Project (Soutpansberg)	795.6	691.5	344.4	-	16.5	0.0
GSP (Soutpansberg)	7,161.0	5,751.5	1,660.0	-	51.4	66.1
Total	8,752.3	7,115.9	2,366.9	325.6	67.9	66.1

Notes:

- (1) Resources are stated inclusive of reserves
- (2) Independent Technical Statement for the GSP (30 September 2012)
- (3) The Resource, defined in accordance with the 2004 JORC Code, has not been updated since to comply with the 2012 JORC Code on the basis that the information has not materially changed since it was last reported (refer to ASX Announcement dated 24/12/2012)

Project pipeline

Vision to responsibly produce in excess of 6.7 million tonnes per annum of saleable product



Leverage existing Infrastructure	Existing rail infrastructure	<ul style="list-style-type: none"> Existing rail infrastructure has sufficient capacity and is in close proximity to the resources thereby reducing the potential capital expenditure and lead time to build, commission and achieve steady state production Rail infrastructure and operations have proven track record as evidenced by the Vele operations
	Export ports	<ul style="list-style-type: none"> CoAL has access to port throughput capacity at the Matola Terminal in Maputo Proven track record of delivery of coal from Vele
	Road	<ul style="list-style-type: none"> All projects in close proximity to existing national road infrastructure to facilitate the road transport of coal to domestic customers
	Electricity	<ul style="list-style-type: none"> Both Vele and Makhado have access to and allocations of Eskom power

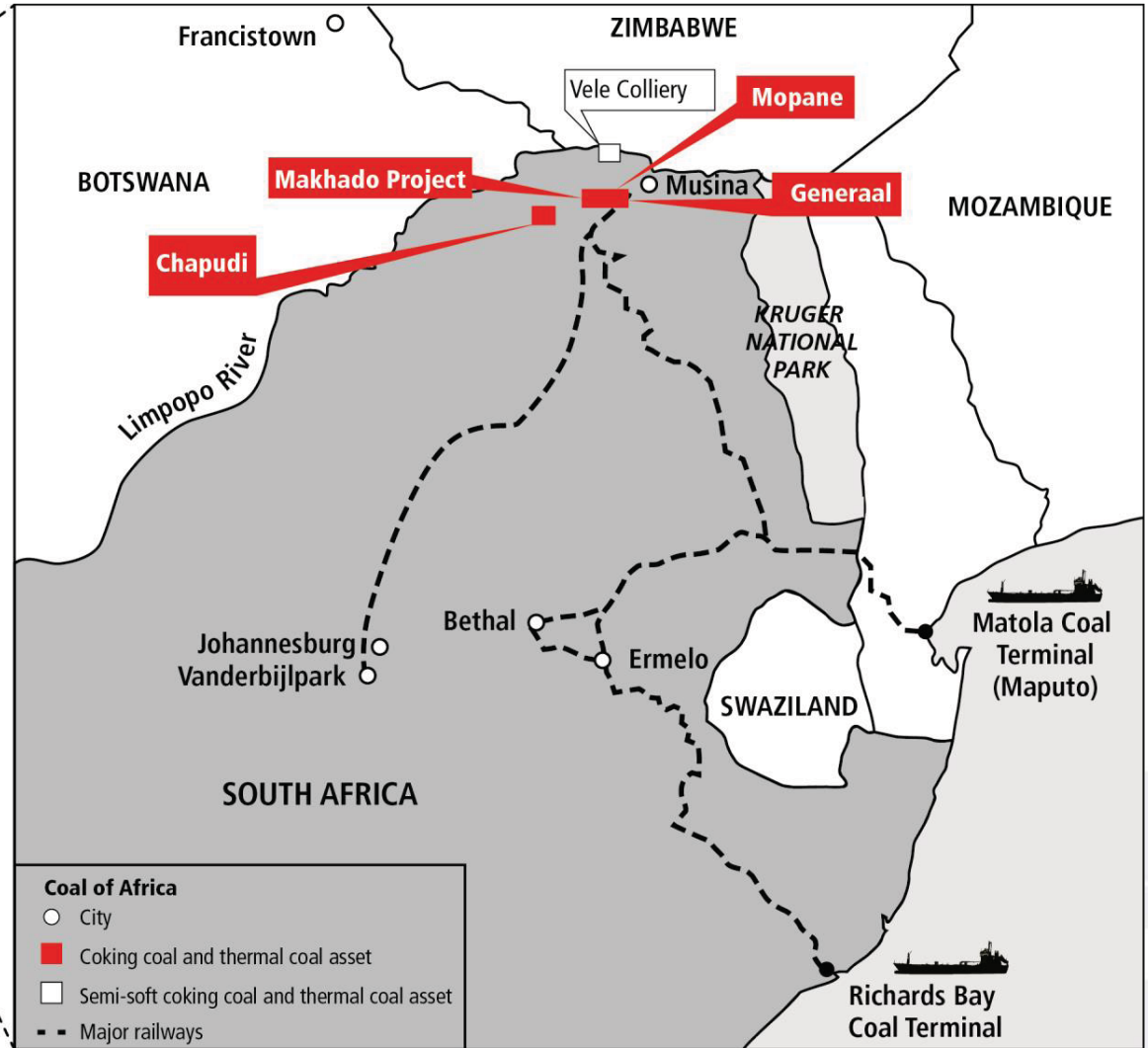
CoAL assets location map



Unlocking intrinsic value



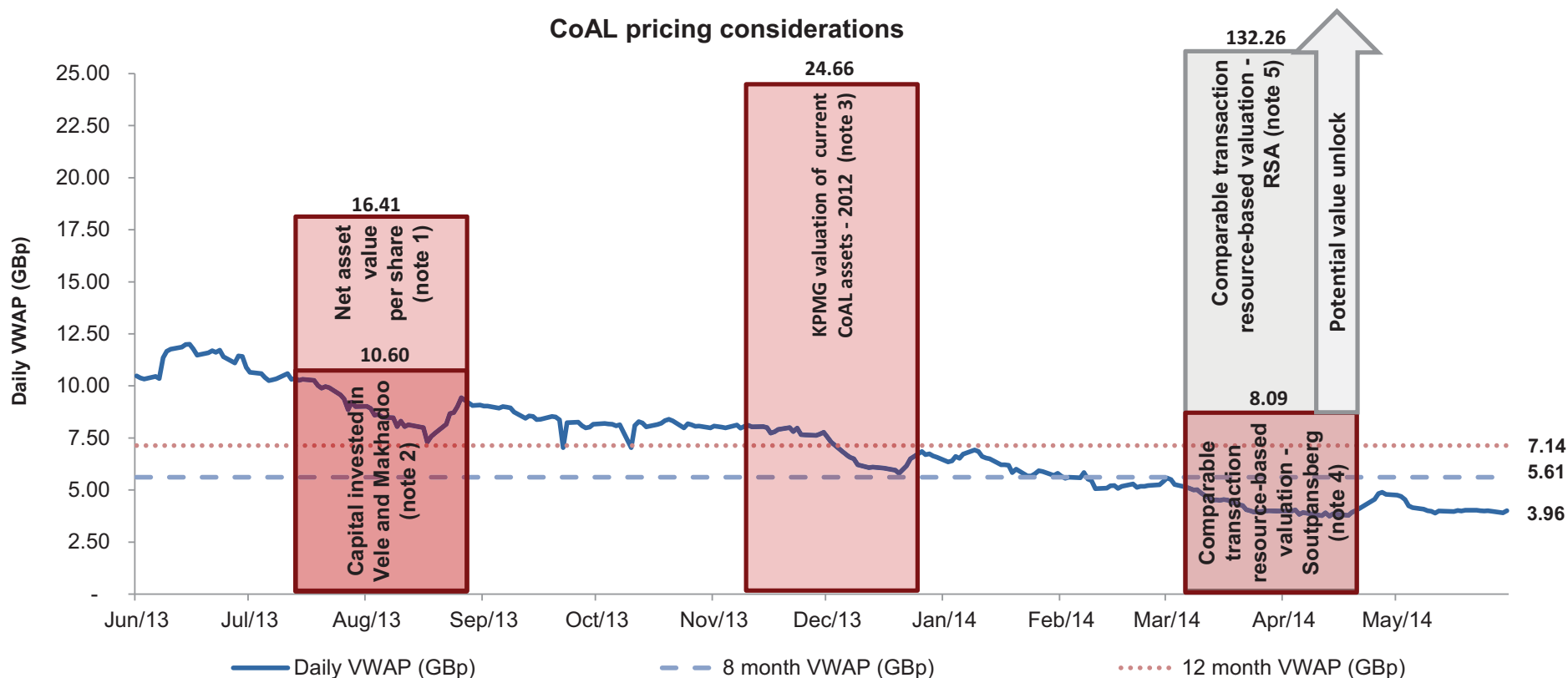
Existing under utilised rail infrastructure in close proximity to all the projects



Unlocking intrinsic value



CoAL pricing considerations



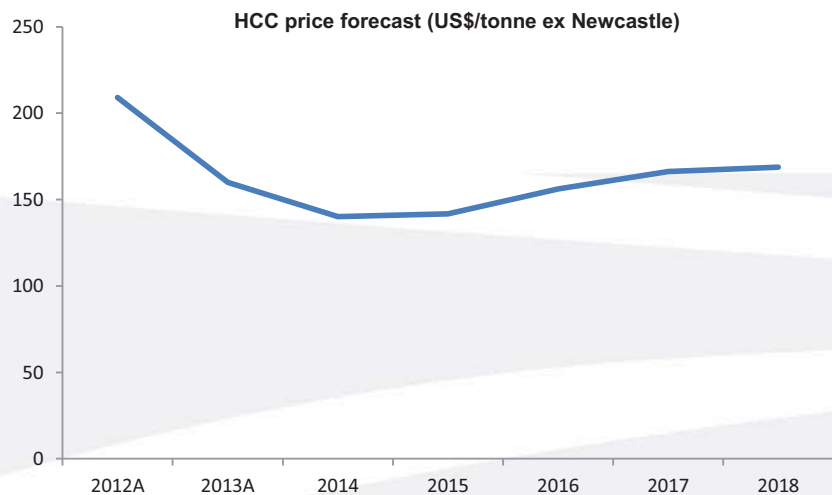
Notes:

- (1) As per the 31 December 2013 interim financial results, translated to Rand on 31 December 2013 at a ZAR:US\$ of 10.52:1.00 and to British Pounds on 18 June 2014 at a ZAR:GBP of 18.01:1.00
- (2) ZAR1.3 billion for Vele and ZAR656 million for Makhado, as per information provided by CoAL
- (3) KPMG average of high and low valuation as per the Independent Expert Report dated 10 December 2012, excluding Mooiplaats, Woestalleen and Opgoedenhooop
- (4) Based on a 2014 Venmyn curve for transactions and valuations in the Soutpansberg area in South Africa - Soutpansberg is largely undeveloped - True value needs to be unlocked
- (5) Based on a 2014 Venmyn curve for transactions and valuations across South Africa

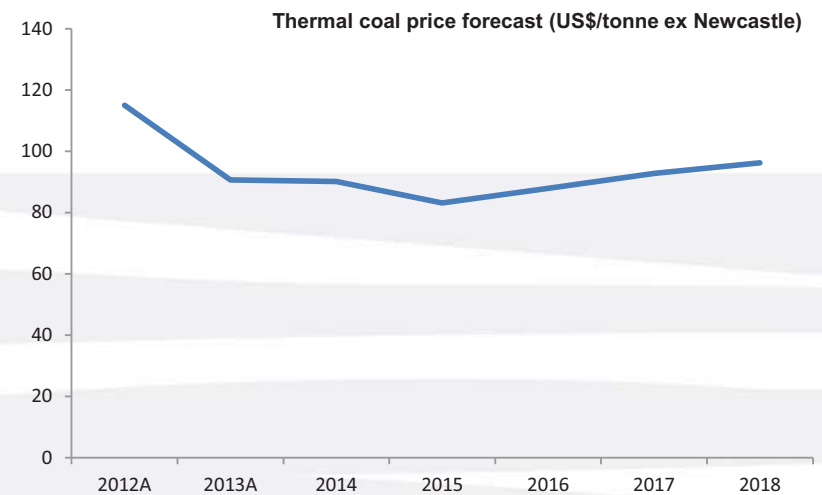


Coal markets

Flexibility	<ul style="list-style-type: none"> ▪ Proximity to existing road and rail networks provide the Vele, Makhado and GSP flexibility to service the domestic/regional markets as well as export ports – this will allow CoAL to switch supply into the markets that offers the highest margins
Export markets identified	<ul style="list-style-type: none"> ▪ Key export markets identified for the metallurgical coal include: India, China, Brazil and Turkey ▪ Key export markets identified for the thermal lower than RB1 grade coal include: India and China ▪ Leverage on key relationship with Vitol and BHE to access export markets
Southern African market	<ul style="list-style-type: none"> ▪ Significant regional demand identified from industrial users in South Africa and Zimbabwe ▪ Relationship with AMSA for metallurgical coal supply - Letter of Intent (“LOI”) signed ▪ Eskom require significant additional sources of coal which support the requirement for domestic coal which could create opportunities for Vele, Makhado and GSP
Moderate price recovery expected	<ul style="list-style-type: none"> ▪ Market analysts expect modest price recovery over next five years as demand absorbs current production surplus ▪ Significant proportion of global export coal industry loss making at current prices ▪ Long term real coal price <ul style="list-style-type: none"> - HCC ex Newcastle US\$159.8 per tonne - Thermal coal* ex Newcastle US\$91.1 per tonne <p><i>*equivalent grade to RB1 coal</i></p>



Source; Analyst consensus



Source; Analyst consensus

CoAL positioned to supply growth markets

India the major growth for thermal and coking coal

- New Five-Year Plan (to 2016/17) plans additional 64GW of thermal generating capacity
- India faces structural challenge in developing new coal mines (land ownership rights)
- Indian power companies building coastal power stations to run off imported coal
- Steel production expected to double in five years on infrastructure programme

China may focus on higher grade coal

- China to remain largest importer of coking and thermal coal
- Current Five-Year Plan focussed on developing coal resources and power generation in far west while reducing pollution in coastal regions
- A ban on imports of low grade (4,500kcal, high sulphur, high moisture) thermal coal under consideration
- Policy would favour coal from sources that are able to comply with the higher specification that would have to be met if low grades are banned



Source: SA Coal Roadmap Steering Committee

CoAL favorably positioned to supply export markets

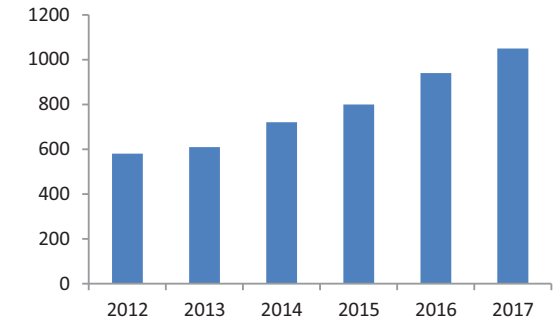
- Near term projects that could supply export markets using existing logistics infrastructure
- Potential to produce suitable higher grade thermal coal and confirmed coking coal qualities
- South Africa geographically well positioned to supply the Indian market

International coking coal market

China and India to dominate coking coal trade

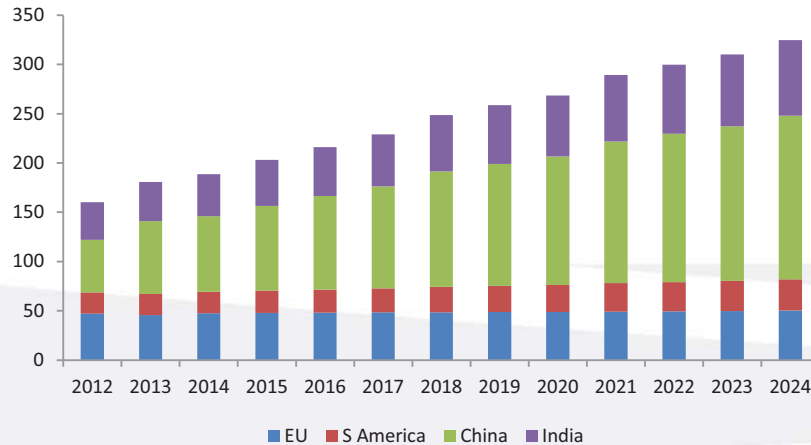
- China, India, Europe and NE Asia account for over 80% of global metallurgical coal imports
- India relies on imports for over 60% of demand due to poor domestic quality
- Brazil emerging as a significant importer
- China demand still expected to rise, even as the economy shifts to domestic consumption
- India likely to be major growth market as Government focuses on economic development and infrastructure in 11th five year plan
- South Africa well positioned to supply India market but currently a minor exporter of metallurgical coal

India infrastructure spend (Rupee bn)



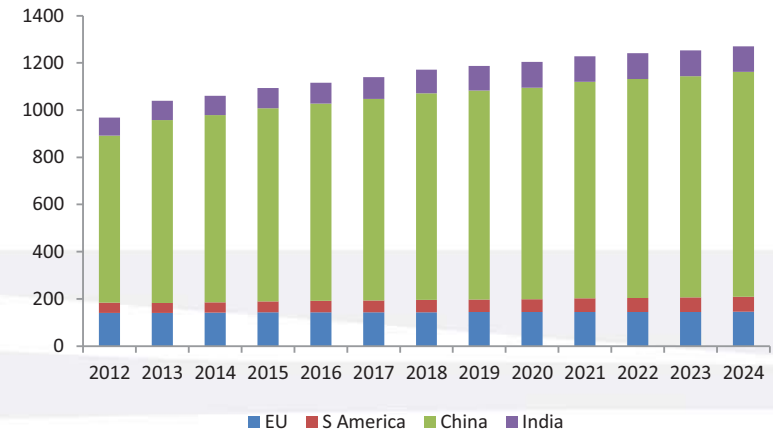
Source; Government of India

Main metallurgical coal importers (Mtpa)



Source; IHS Energy

Steel production (Mtpa)



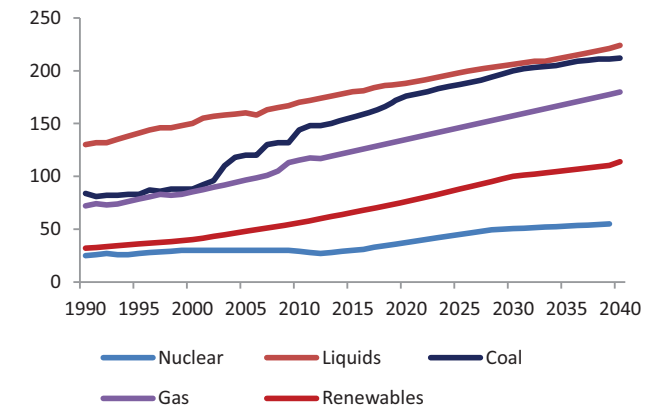
Source; IHS Energy

Global outlook for thermal coal

Coal remains key to global energy supply

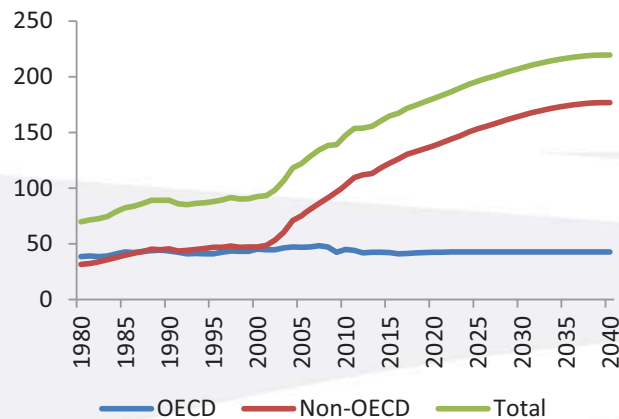
- Coal remains a significant energy source for electricity generation
- Coal is likely to remain the main energy source for electricity generation over the next three decades
- Independent forecasters expect global thermal coal consumption to rise by 1.1% to 1.3% per annum notwithstanding the demand in Europe and North America expected to decline slowly (~0.8% pa) on switch to lower carbon gas and renewables (source: BP Energy Outlook 2030)
- China and India to account for 52% and 12% of global consumption by 2030, met by rising imports

World energy consumption (quadrillion BtU)



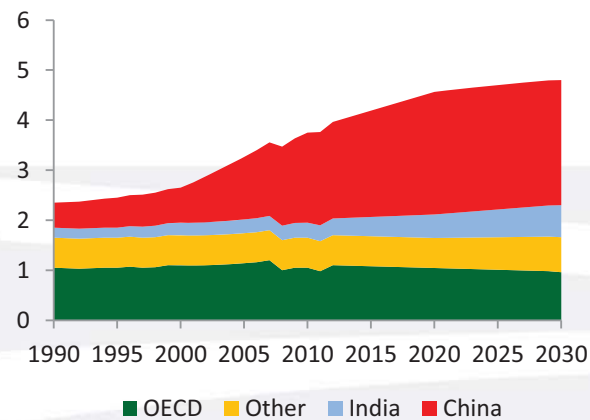
Source: EIA International Energy Outlook 2013

World coal consumption (quadrillion BtU)



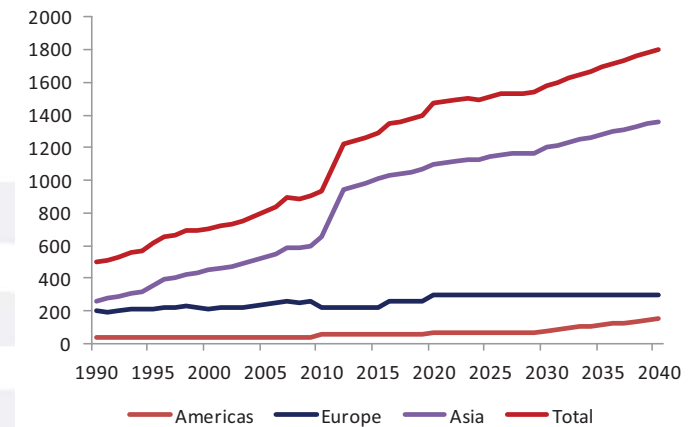
Source: EIA International Energy Outlook 2013

World coal consumption (Btoe)



Source: BP Global Energy Outlook 2013

World coal imports by region (Mt)



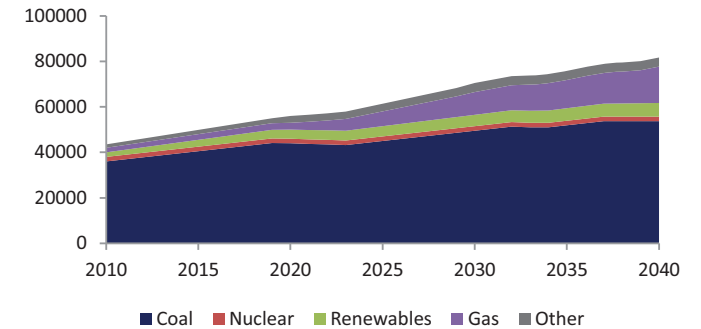
Source: EIA International Energy Outlook 2013

South Africa thermal coal market

Power generation

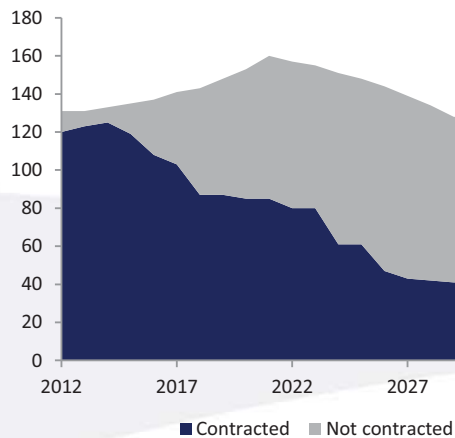
- Eskom accounts for over 65% of Africa's coal consumption and coal generates over 90% of South Africa's electricity
- Coal supply from existing mines is depleting as traditional coalfields come to the end of their useful lives
- Most power stations are located near old coal mines
- New coalfields and mines need to be developed to meet future demand and coal transported
- Opportunity to supply Eskom due to significant un-contracted portion of Eskom future supply
- Progress made with the introduction of IPP in South Africa – will create further opportunities for coal supply
- Both Vele and Makhado are well positioned to supply power producers
 - Existing rail lines and allocation
 - Vele and Makhado can produce thermal coals within the desired range, in excess of the current Eskom specifications
- Eskom coal contracts typically use indexed price increases on long term contracts, supporting stable revenue streams

South Africa generating mix (MW capacity coal base case)



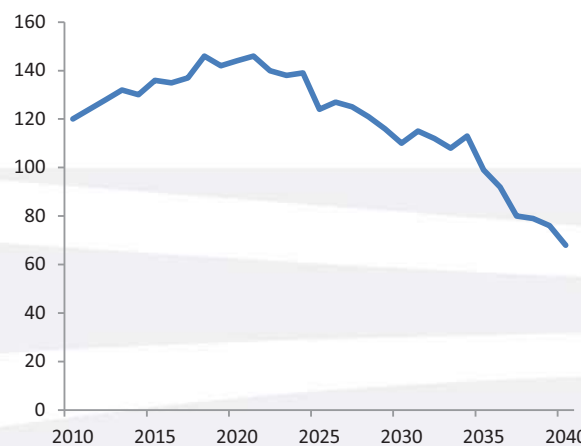
Source: SA coal roadmap 2013

Eskom coal demand projection (Mtpa)



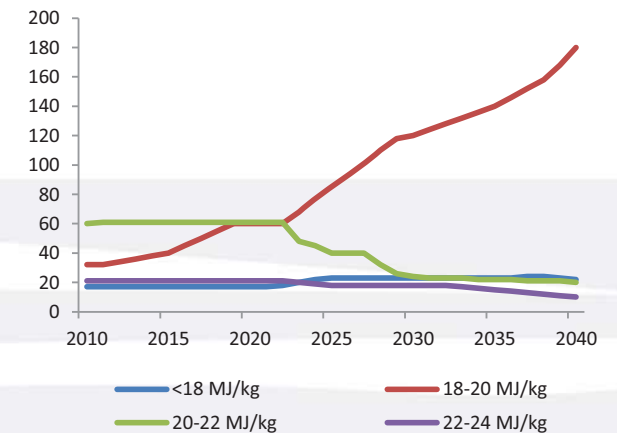
Source: Eskom

Eskom coal supply scenario from traditional coalfields (Mtpa)



Source: SA coal roadmap 2013

Eskom coal demand by type (Mtpa coal base case)



Source: SA coal roadmap 2013

Project overview



Vele – short term “brownfields”



Project parameters


- 795.7Mt GTIS and 362.5Mt MTIS of shallow dip coal
- Produce 2.7 million ROM tonnes per annum
- Initial mine plan is based on mining 42.4Mt of ROM from the central and northern pits over a 16-year period, producing 16.5Mt of saleable product. Additional opencast resources in the west pit and potential for underground mining
- Simultaneous production of two products:
 - semi-soft coking coal
 - 5200 – 5500 kcal/kg lower grade thermal coal
- Off-take agreements are targeted for finalisation along with regulatory approvals by Q4 2014. FEED to be completed with EPC award within the same timeframe

Highlights

- Granted 30-year NOMR in March 2010 over 8,662ha with a life of mine (“LOM”) in excess of 50 years
- CoAL has invested R1.3 billion in Vele on plant construction and production
- Plant modification approved to facilitate the dual production of semi-soft and thermal coal
- Sedgman under taking FEED and could be appointed as EPC contractors
- Sedgman construction timeline: 12 month construction, followed by a 3-month plant ramp up
- LOI from AMSA regarding the semi-soft coking coal off take agreement, pricing to be agreed
- Extensive exploration with over 350 boreholes drilled to obtain further coal quality information



Spiral plant



Thickener and product stockpile

Makhado Project – medium term “greenfields”



Project parameters

- Expected production of ~12.6 million ROM tonnes per annum
- 2.3Mtpa of hard coking coal and 3.2Mtpa of thermal coal
- LOM: 16 years
- Resource to be mined on an opencast basis with the potential for underground expansion
- Capital expenditure of R3.96 billion (US\$406.3 million), including contingency
- Non discounted peak funding of R4.2 billion (US\$432.8 million)
- The average forecasted on-mine operating costs are R865.00 (US\$88.71) per saleable hard coking coal tonne

Highlights

- Completed a Class II Definitive Feasibility Study (DFS) on its flagship Makhado Project
 - Discussions underway:
 - Broad Based Black Economic Empowerment (“**BBBEE**”) groups, majority being local communities
 - strategic partners (from a funding and off take perspective)
 - potential debt financiers
- CoAL is working towards a funding structure which will include debt funding with CoAL retaining majority ownership and the incoming partner’s contribution meeting CoAL’s full equity requirement for the project
- Proposed ownership structure:
 - BBBEE shareholder: 26%
 - Strategic partner : 20-23%
 - CoAL: 51-54%
 - Timeline:
 - CY 2014 NOMR approval and finalisation of BBBEE funding process
 - planned commencement of construction in Q2 2015
 - 26 months plant construction and mine development



Bulk sample pit on Tanga



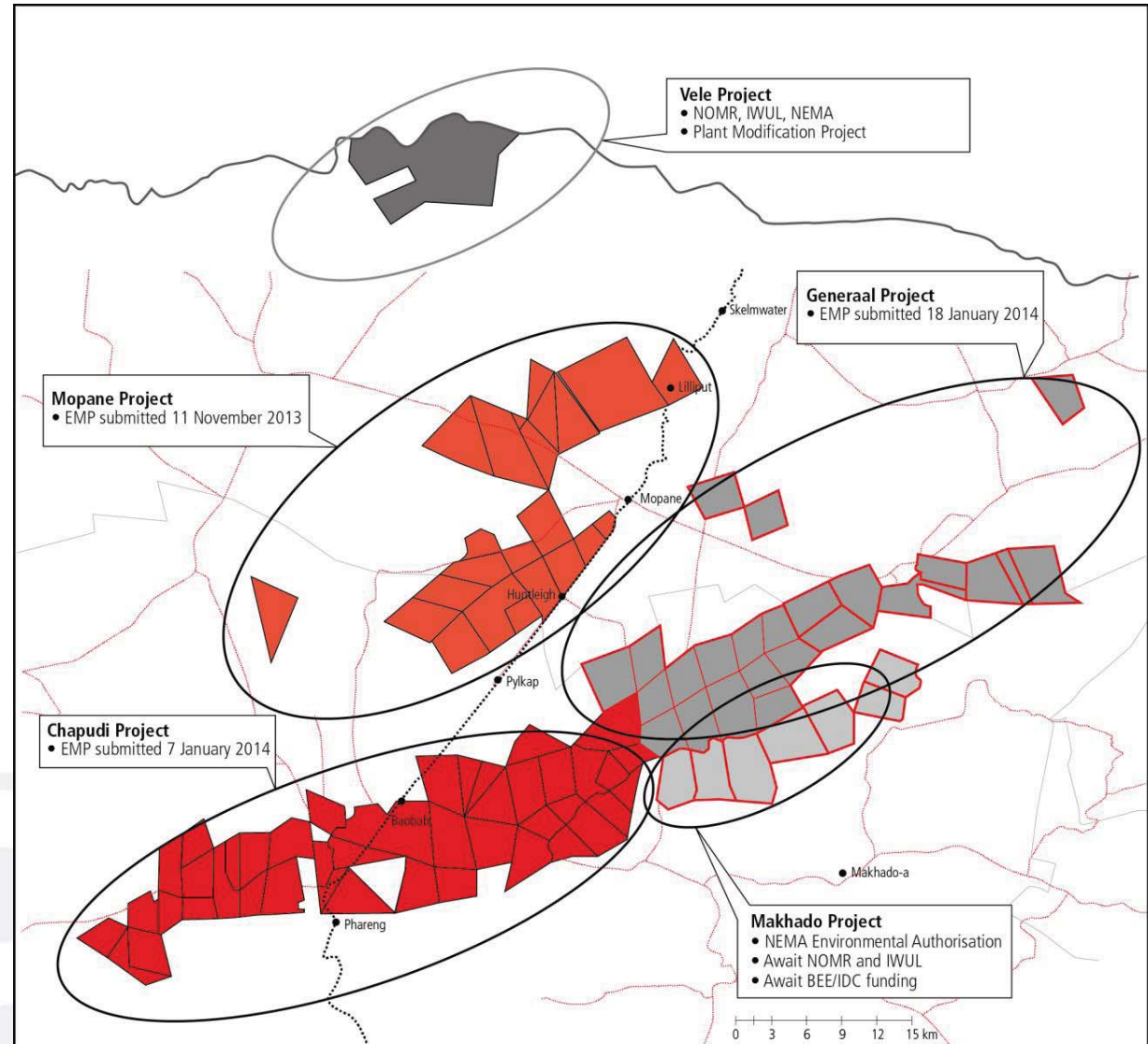
Waste pad with material from bulk sample after processing

GSP – long term “greenfields”



Highlights

- Consolidation of tenements and ore bodies to improve mine planning optionality, flexibility and economies of scale
- Significant resource base of coking and thermal coal products
- Access to domestic and export markets using existing rail capacity
- Classified into 3 regions:
 - Chapudi Region
 - Chapudi
 - Chapudi West
 - Wildebeesthoek
 - Makhado Region
 - Generaal
 - Makhado Extension
 - Mt Stuart
 - Mopane Region
 - Jutland
 - Voorburg



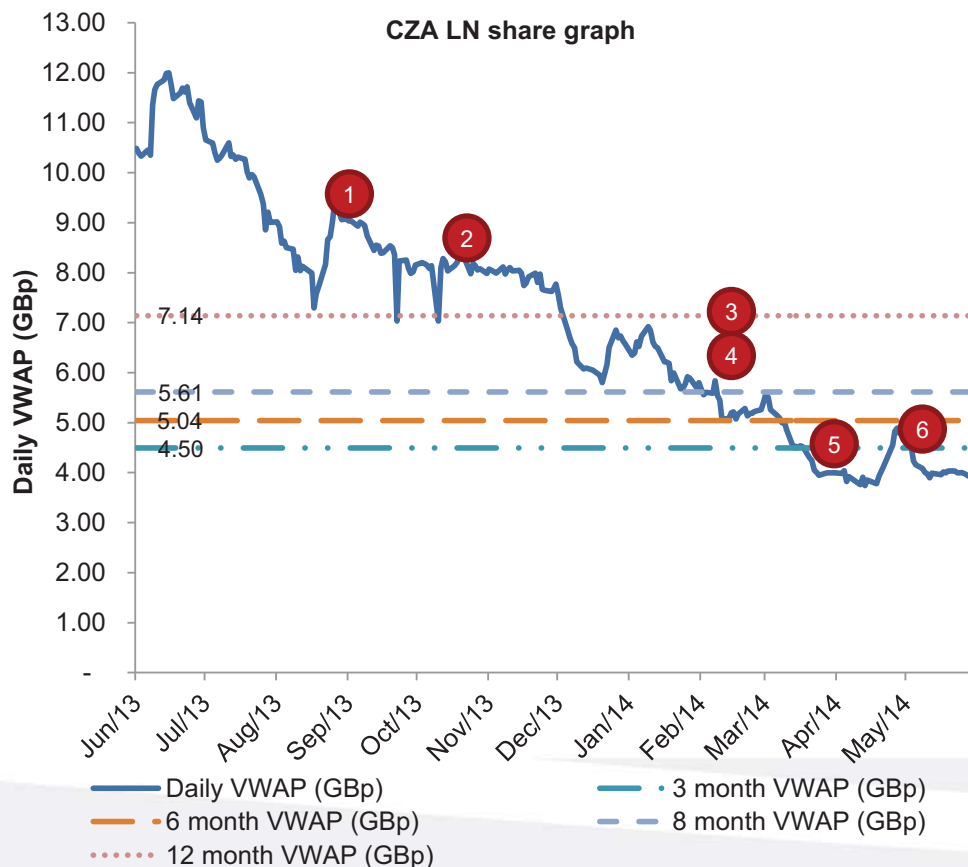
Financial update



Financial snapshot



1 year share price graph



1. 8/30/2013 – Makhado receives environmental approval
2. 10/15/2013 – Vele output halted to prepare for expansion
3. 4/1/2014 – David Brown appointed CEO of CoAL
4. 1/31/2014 – Coal granted Nucoal (Woestalleen) Section 11 approval
5. 3/27/2014 – CoAL granted Opoedenhoop section 11 approval
6. 5/8/2014 – CoAL receives business interruption insurance claim

Source: Bloomberg

Major shareholders as at 30 June 2014

Shareholder name	Current shares held	Shareholding before Firm Placement
	Number of shares (millions)	(%)
BHE	247.41	23.6%
M & G Investment Management	161.13	15.4%
ArcelorMittal S.A.	126.13	12.0%
Africa Management	102.27	9.8%
Investec Asset Management	61.95	5.9%
Other	349.48	33.3%
Total	1,048.37	100.0%

Market data

Current share price – 18 June 2014 (GBP)	3.96
Current market cap – 18 June 2014 (GBPm)	41.52
Total liabilities ¹	39.81
Total cash ¹	4.83
Total assets (including cash) ¹	217.62
NAV ¹	177.81

Note: (1) as at 31 December 2013 published interim financial statements, translated from US\$ to GBP at 1 to 1.6564, which was the rate at 31 December 2013

Source: Bloomberg, exchangerates.org.uk

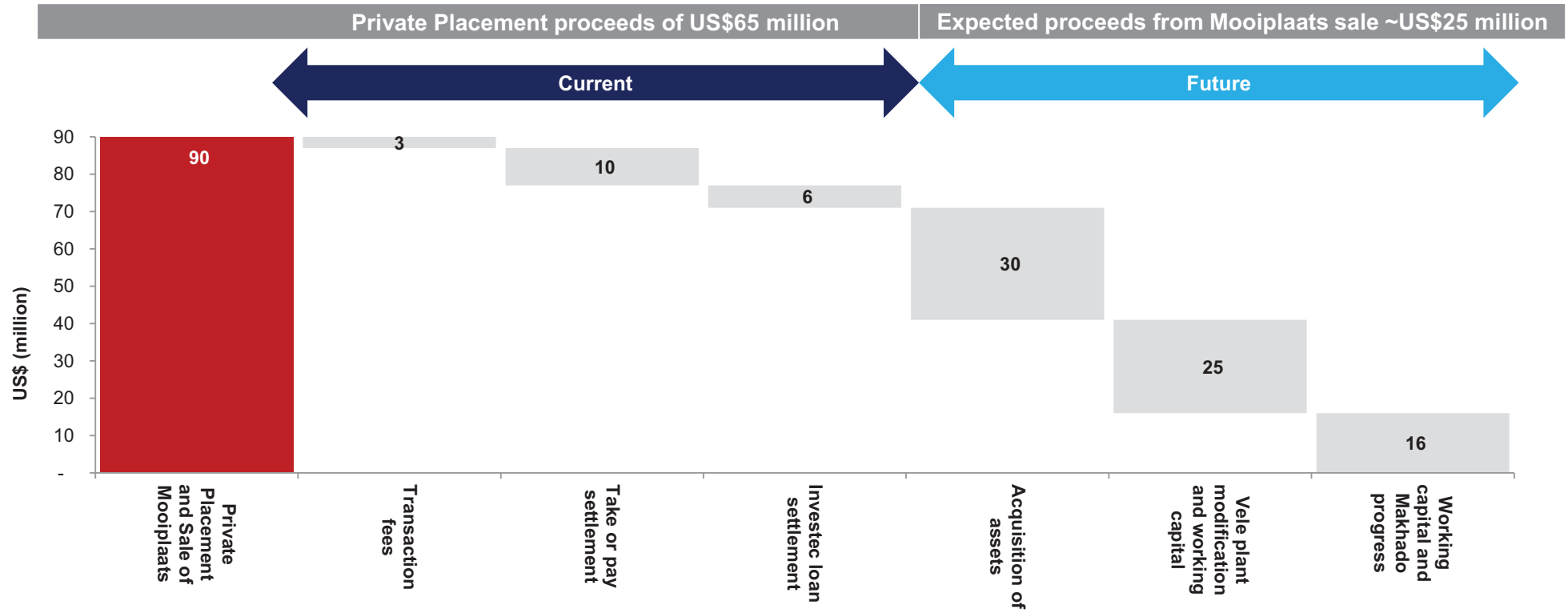
Cash flow shortfall



What has changed during the last 24 months to cause the cash flow shortfall?

<p>Delay in the disposal process of Mooiplaats and reduction in the expected consideration</p>	<ul style="list-style-type: none"> Sales proceeds delayed as a result of the downturn in global markets 	<p>~US\$40 million</p>
<p>Take or pay liabilities</p>	<ul style="list-style-type: none"> Historically ~50% of the associated liabilities mitigated, leaving a significant liability over the remaining contract term Settlement of ~\$10 million proposed 	<p>US\$10 million</p>
<p>Operating losses incurred at both Mooiplaats and Vele</p>	<ul style="list-style-type: none"> Delay in the closure of Mooiplaats: resulting in care and maintenance costs Vele: Placed on care and maintenance and planned plant modification and additional costs associated with product testing for AMSA Operational losses minimised and not ongoing 	<p>~US\$18 million</p>
<p>Final payment for the purchase of GSP from Rio Tinto</p>	<ul style="list-style-type: none"> Unsuccessful negotiations to defer the final payment until the company was cash flow positive 	<p>US\$30 million</p>
<p>Total Cash flow shortfall</p>		<p>~US\$98 million</p>

Use of proceeds



Logistics	Marketing relationship and take or pay	<ul style="list-style-type: none"> Take or pay liability has been significantly reduced. Agreement in principle to settle both the historical and future liabilities
Rio Tinto final payment	Progress on renegotiated repayment terms	<ul style="list-style-type: none"> Principle agreement recently reached to a deferred payment process, terms to be finalised

Next steps



Key deliverables to unlock intrinsic value

2014	<ul style="list-style-type: none">▪ Vele off take agreements finalised▪ Vele plant modification commences▪ Makhado regulatory approval (NOMR and IWUL)▪ Disposal of Mooiplaats, turnaround strategy completed
2015	<ul style="list-style-type: none">▪ Makhado financial close which indicates fully funded project▪ Vele plant modification complete▪ Vele steady state production achieved▪ Sale of Vele BEE component completed
2017	<ul style="list-style-type: none">▪ Makhado construction complete
2018	<ul style="list-style-type: none">▪ Makhado steady state production achieved





Questions?

www.coalofafrica.com

